

Product Highlights

- Non-combustible metal cladding and roofing profile
- Designed to "snap" together for easy installation
- Versatile design and install options available
- Ribbed Profile with concealed fixings
- 44mm rib snaplock product comes with clip relief in the pan of the panel

Product Specifications

Rib Heights available	25mm, 38mm and 44mm rib heights available *
Length of Panel	Panel lengths available from a minimum 500mm, dependant on material selection *
Cover Widths available	225mm – 525mm pan widths from rib to rib (material dependant)
Substrate Requirements	Substrate requirements are a metal top hat no less than 0.55 BMT zincalume and spaced at a maximum of 900 centres for wall application. Roofing recommendation is 19mm construction grade plywood for best finish. **
Tolerance (mm)	Sheet length: +/- 7mm Covering width: +/- 7mm
Stop End and/or Hook	Recommended by ACS
Fire Rated/BAL Applications	Suitable for use in fire rated and BAL applications in conjunction with a suitable wall/roof build up*

* Note: 44mm product has clip relief in the pan of the panel

** Note: For further information and expert advice please contact Architectural Cladding Suppliers.

Snaplock

Brands

COLORBOND® steel
GALVABOND® steel
ZINCALUME® steel
RHEINZINK®
PREFA Aluminium
Aurubis
eZinc®
VMZINC®
Unicote®, Unicote® Lux
MagnaFlow, ColorCote® & UniZinc™

Metals

Steel, Aluminium, Copper, Brass,
Weathering Steel, Galvanised Steel,
Titanium Zinc, Stainless Steel



Key Benefits

- Suited for residential and commercial building.
- Custom pan widths available to suit design requirements.
- Minimal maintenance compared to other building materials.
- Sleek and simple finish with no visible fixings.
- Ability to taper panels.
- Can be applied to a curved wall application.
- Versatile design and install options available.
- Simple installation method with no specialist tools required.
- Allows for building expansion and contraction.

Testing

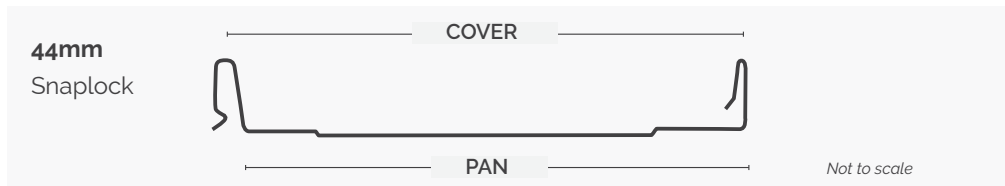
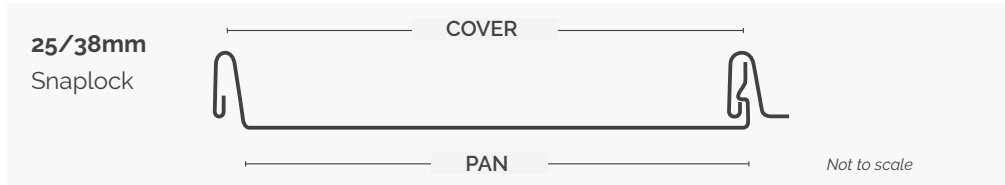
- This product has been tested in accordance with Australian Standard AS 4040.2-1992 - "Method of testing sheet roof and wall cladding for non-cyclonic regions" and therefore satisfies AS/NZS 1562.1:1992 Design & Installation of sheet roof and wall cladding - metal. For further information please contact us.

Technical Support

- Architectural Cladding Suppliers are here to help you. We can manufacture and provide everything that is required to complete your project from our cladding profiles, to all the associated accessories and flashings via our sister company, PPC Flashings. For further information or support with flashings please contact the PPC Flashings team.
- As every architectural project is different, if you require custom advice, we can discuss your project specifications and will work with you to fabricate to your individual requirements. For any further technical support please contact Architectural Cladding Suppliers.

Installation

- Architectural Cladding Suppliers cannot guarantee that your metal panels will not experience the effects of what is commonly referred to as oil canning. Oil canning can occur on all types of metal and is not considered a panel defect. For more information please refer to our **website article on oil canning**.
- We recommend installing a "breathable vapour" membrane to act as a second line of defence to stop any water ingress as well as allowing the building to "breathe". Any flashings required can be sourced via PPC Flashings.
- Stop ends and/or hooks to each panel are highly recommended by Architectural Cladding Suppliers. If you are unsure, please contact us prior to ordering.
- Architectural Cladding Suppliers recommend that any of our cladding products are installed by a qualified and experienced cladding installer for best results. Do not continue if the installation does not seem right, contact Architectural Cladding Suppliers.



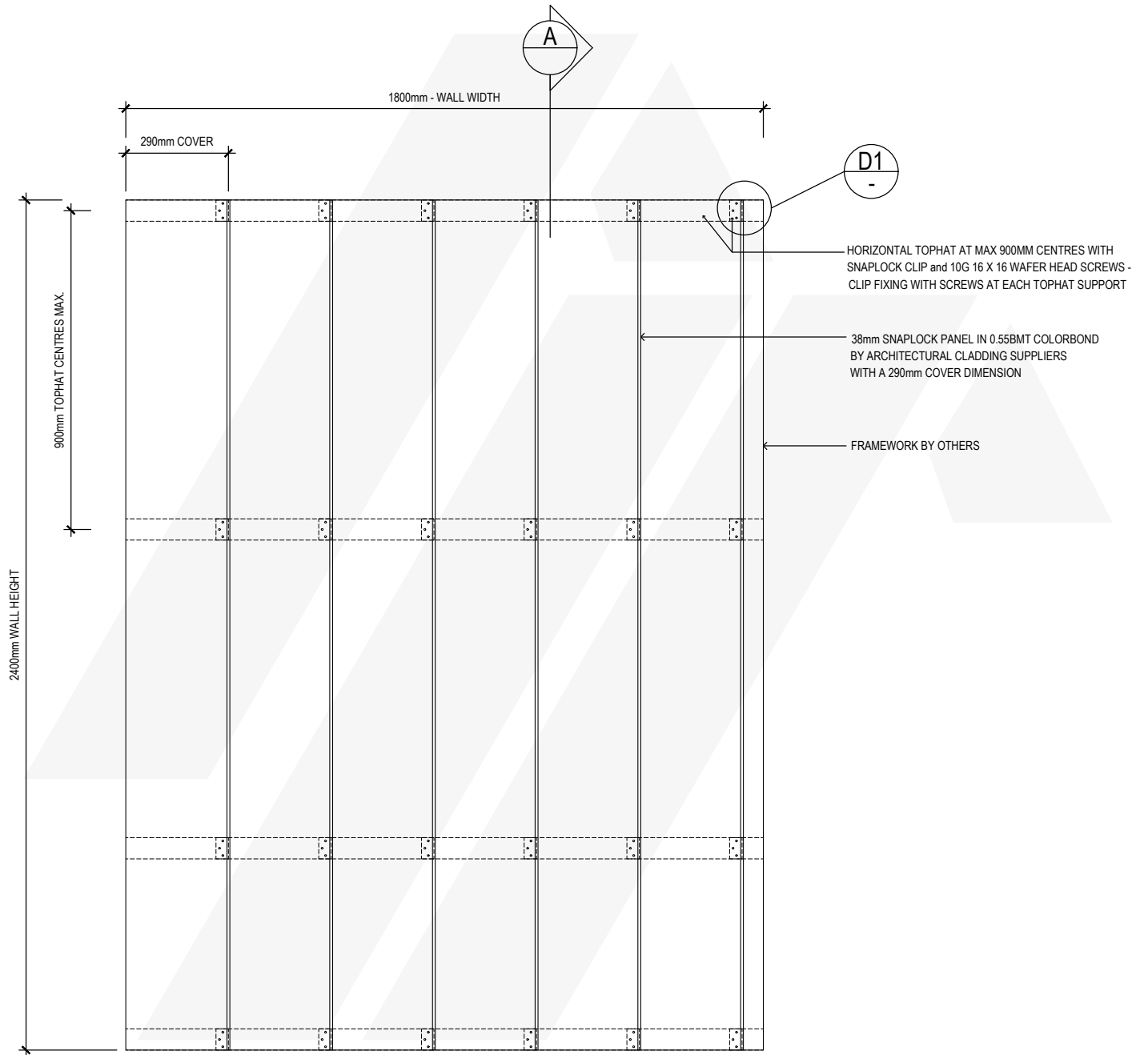
GENERAL DISCLAIMER:

Our ACS datasheet is to be used as a guide only and for further technical support or advice, please contact our cladding team, prior to placing your order or any installation works.

Assembly Instruction

Snaplock Panel

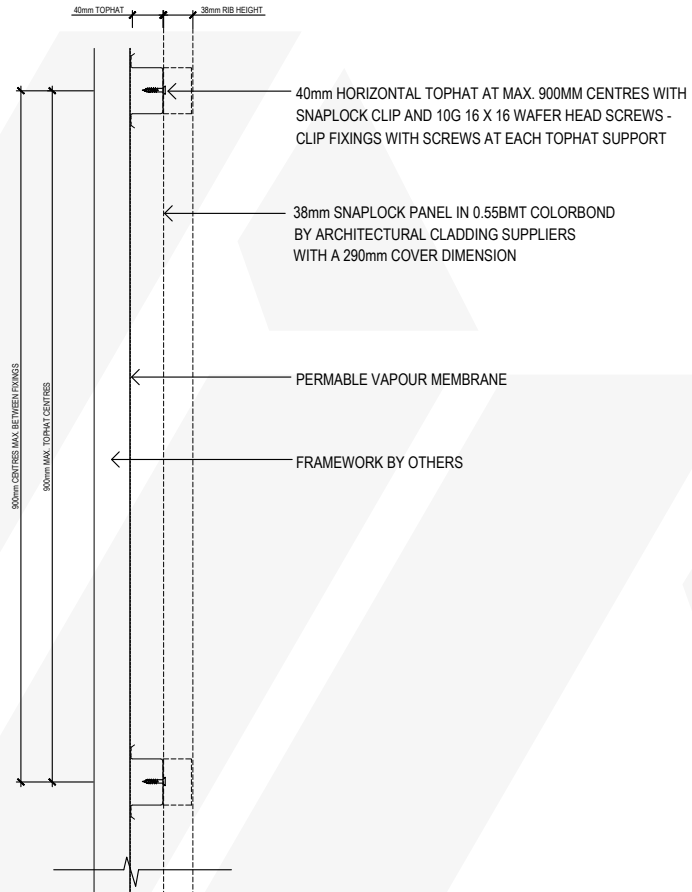
290mm Cover Dimension - Not to scale
Wall Dimensions - Example only



Assembly Instruction

Section A

Scale - 1:10



D1

Not to scale

