



# An enduring decision

If something's worth putting in the shed, then the shed needs the strength to protect it. Whether it's a small garden lock-up, somewhere to keep the bikes and boards, your passion-project workshop or even a large piece of farming or business infrastructure, your shed's strength and durability are its most important features.




When it comes to your shed, there's no one-size-fits all. Your shed is a long-term investment and will be a source of pride for years to come. Whether your budget is small, site constraints are an issue or you simply need help choosing profiles and colours, talk to your COLORBOND® steel shed supplier about your options and get the right shed designed and built for you.

- Roofing and walling: COLORBOND® steel Basalt® in a Classic finish.


## Classic finish




**Dover White™**  
Classic finish  
SA = 0.28




**Surfmist®**  
Classic finish  
SA = 0.33  
U




**Evening Haze®**  
Classic finish  
SA = 0.43




**Southerly®**  
Classic finish  
SA = 0.40




**Dune®**  
Classic finish  
SA = 0.48  
U




**Paperbark®**  
Classic finish  
SA = 0.43




**Classic Cream™**  
Classic finish  
SA = 0.33




**Shale Grey™**  
Classic finish  
SA = 0.44  
U




**Bluegum®**  
Classic finish  
SA = 0.57




**Windspray®**  
Classic finish  
SA = 0.60  
U




**Gully®**  
Classic finish  
SA = 0.64




**Jasper®**  
Classic finish  
SA = 0.67




**Wallaby®**  
Classic finish  
SA = 0.64  
U




**Basalt®**  
Classic finish  
SA = 0.67




**Woodland Grey®**  
Classic finish  
SA = 0.70  
U




**Monument®**  
Classic finish  
SA = 0.73  
U




**Night Sky®**  
Classic finish  
SA = 0.95




**Ironstone®**  
Classic finish  
SA = 0.73




**Deep Ocean®**  
Classic finish  
SA = 0.74



**Cottage Green®**  
Classic finish  
SA = 0.73



**Pale Eucalypt®**  
Classic finish  
SA = 0.60



**Manor Red®**  
Classic finish  
SA = 0.70



## COLORBOND® STEEL SHED COLOURS


Inspired by our unique landscape, this range of quintessentially Australian colours will match, complement or contrast beautifully with your home or your property's surroundings.

The COLORBOND® steel palette provides 22 striking colours in the core range and six colours also available in a premium Matt finish. The addition of the Matt finish further elevates the appeal of your shed with a soft, contemporary surface that complements its inherent strength and durability.


**Be sure to request the finish and COLORBOND® steel colour by name.**

For further colour inspiration visit [COLORBOND.COM](http://COLORBOND.COM)

### Matt finish




**Bluegum®**  
Matt finish  
SA = 0.59




**Shale Grey™**  
Matt finish  
SA = 0.46




**Surfmist®**  
Matt finish  
SA = 0.35



**Monument®**  
Matt finish  
SA = 0.79



**Basalt®**  
Matt finish  
SA = 0.71



**Dune®**  
Matt finish  
SA = 0.48

#### Legend

SA = (Solar Absorptance) is a measure of how much of the sun's heat that a material absorbs. Choosing a colour with a lower SA is a cooler option and may help you meet building regulations such as NCC or BASIX. These are nominal values based on new product and measured in accordance with ASTM E 903-96.

**U** Available in COLORBOND® Ultra steel for coastal and industrial environments. Other colours in the Classic finish may be available on request.

## LOOKS THAT LAST

### COORDINATED PALETTE

Ensuring your COLORBOND® steel shed complements your home, its setting and your other buildings' exterior schemes will only add to your property's appeal and value. COLORBOND® steel's colours have been thoughtfully curated to offer naturally inspired, architecturally sympathetic choices that will help your shed either blend in or stand out amongst its environment.

### LONG LASTING PERFORMANCE

COLORBOND® steel delivers strength and durability, as well as good looks. Your shed is an integral, and often large, feature of your property. COLORBOND® steel's colours and toughness help deliver a solution that's as attractive as it is robust, and is designed to stay that way for years to come.

### LOW MAINTENANCE

The inherent durability of COLORBOND® steel means that the need for regular maintenance is minimal. With just an occasional hose down every six months, where natural rainfall may not reach, your shed will continue to maintain its good looks.



- Roofing and walling: COLORBOND® steel Basalt® | Garage doors: COLORBOND® steel Monument®, both in a Classic finish.





# Bluegum<sup>®</sup>

## BUILT TO LAST

### DURABILITY

COLORBOND® steel has been designed to endure our harsh Australian environment and provide long-lasting durability you can trust. Over 12,000 test panels exist in a wide variety of outdoor exposure sites to ensure a thorough understanding of the performance of COLORBOND® steel.

### MADE BY AUSTRALIA

COLORBOND® steel is proudly manufactured here in Australia by BlueScope to meet or exceed relevant Australian Standards. By choosing COLORBOND® steel for your shed, you can rest assured it's designed to endure our harsh Australian conditions. Look out for our branding on your COLORBOND® steel shed roof, walls, gutters, and garage doors to ensure that your shed is made from COLORBOND® steel.

### PEACE OF MIND

A shed built with COLORBOND® steel doesn't just protect your valuable possessions, it also offers the peace of mind of a COLORBOND® steel warranty for eligible applicants<sup>1</sup>, backed by BlueScope - one of Australia's largest and most respected manufacturers.

• Walling: COLORBOND® steel Woodland Grey®  
Garage doors: COLORBOND® steel Monument®, both in a Classic finish.



• Walling: COLORBOND® steel Woodland Grey® | Garage doors: COLORBOND® steel Monument®, both in a Classic finish (shown on cover).  
CJ11734

**COLORBOND.COM | 1800 022 999**

TO APPLY FOR AND ACTIVATE YOUR WARRANTY<sup>1</sup>, VISIT [BLUESCOPESTEEL.COM.AU/WARRANTIES](https://bluescopesteel.com.au/warranties)

1. Warranties are subject to exclusions, application and eligibility criteria. For full terms and conditions and to determine the eligibility of your product for the warranty visit [bluescopesteel.com.au/warranties](https://bluescopesteel.com.au/warranties) or contact BlueScope on 1800 800 789. Warranties provided by BlueScope do not affect consumer rights under the Australian Consumer Law.

The COLORBOND® steel colour swatches and images shown in this brochure have been reproduced to represent actual product colours as accurately as possible. However, we recommend checking your chosen colour against an actual sample of the product before purchasing, as varying light conditions and limitations of the printing process may affect colour tones. COLORBOND®, BlueScope, the BlueScope brand mark and ® colour names are registered trade marks of BlueScope Steel Limited and ™ colour names are trade marks of BlueScope Steel Limited. © 2022 BlueScope Steel Limited. ABN 16 000 011 058. All rights reserved.

